



GD/GDR **50Hz** SERIES

SUBMERSIBLE PORTABLE
DEWATERING / RESIDUAL PUMPS



GD-400/750

GD-F

GD-FV

GD New Portable Dewatering Pumps

FEATURES

- The GD models are designed for the construction industry because they are lightweight, portable, and durable. The motor frame and mechanical seal bracket are made of aluminum alloy - that provides extra water cooling, to the motor, when water flows through. Features an all new design with exchangeable discharges, that are available in vertical and horizontal orientation. They also provide extra adaptability and flexibility to various conditions of installations, such as: confined spaces, 8 inch narrow wells or shallow water.
- The model is equipped with: mechanical seals (silicon carbide), epoxy resin cable, watertight body structure that meets IP68 requirements, an auto-cut motor protector, and a water-cooling motor.
- The impeller and the hydraulic components are made of a special rubber that is durable and capable of handling construction site dewatering.
- The models are available in the manual version and the automatic version - equipped with a built in floating switch to automatically switch the pump on and off.
- The impeller is made with an urethane rubber that provides extra wear-resistance on construction site dewatering.



Semi-open:

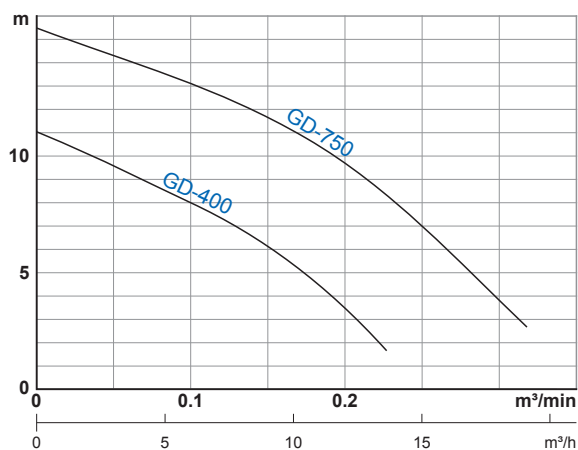
The semi-open vortex impeller is used in combination with a special made whirlpool volute casing that enhances the pump efficiency. The impeller is made with an urethane rubber that provides extra wear-resistance on construction site dewatering and is more durable than a cast iron impeller.

APPLICATIONS

- Civil engineering, dewatering of tunneling and ground works, and for use in storm water sewers.
- Dewatering of fluids containing solids.
- Ease of mobility for use by contractors, installers and service industries.



PERFORMANCE CURVES

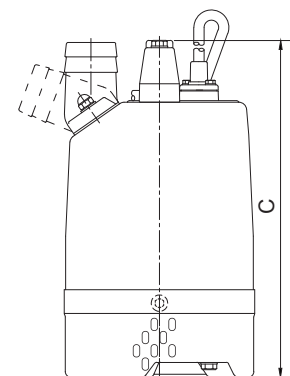
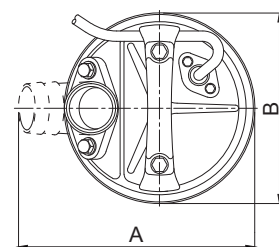
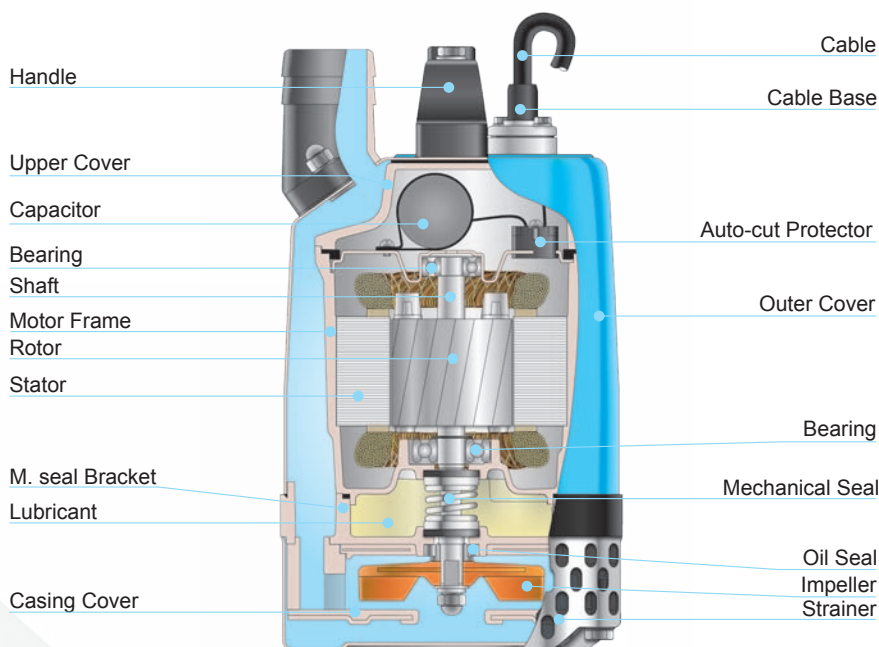


SPECIFICATIONS

Item		Description
Limits of Use	Liquid Temp.	0~40°C(32~104°F)
	Applications	Construction sites Basins dewatering
Type	Frequency	50Hz
	Motor	2P(3000rpm) · Dry Motor
	Insulation	Class B
	Protection	IP68
	Protector	Auto-cut
	Bearing	Ball type
	M.seal	Double M.seals
Material	Impeller	Semi-open
	Upper Cover	ADC12
	Motor Frame	ADC12
	Shaft	SUS410
	M.seal	CA/CE & SiC/SiC
	Casing	Synthetic Rubber
	Impeller	Urethane Rubber + SPCC
	Strainer	SUS304
	Cable	VCT or H07RN-F or SJOW
Optional	Pumps can be customized to fit specifications	

PRODUCT NOMENCLATURE

GD — 400
Type Watt



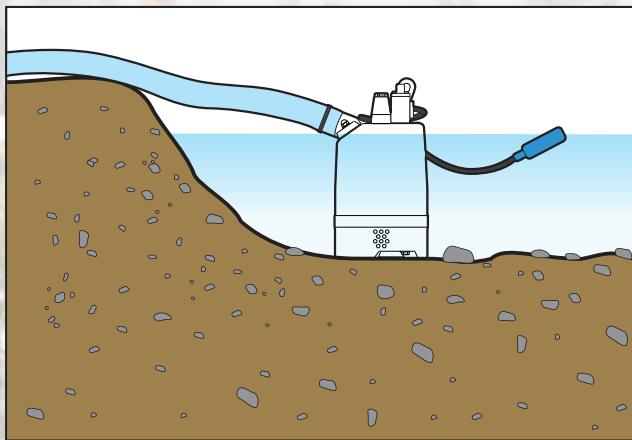
PERFORMANCE SPECS.

Note: Weight Not Included Cable & Outlet Set.

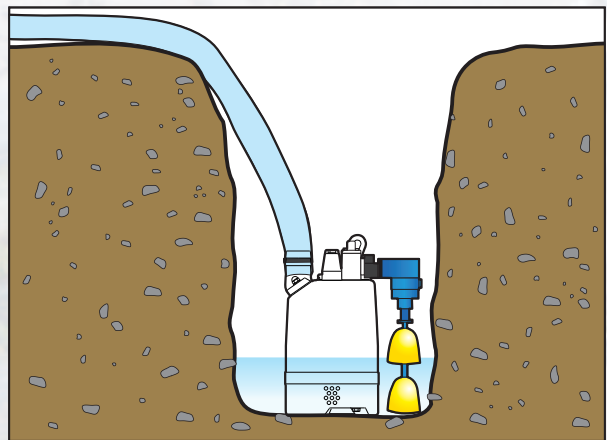
Model	Output HP(kW)	Discharge Inch(mm)	Phase Ø	Start Method	Head m	Standard		Solid Passage mm	Weight kg	Dimensions mm		
						m³/min	m³/h			1Ø	A	B
GD-400	0.5(0.4)	2"(50)	1	Capacitor	8	0.1	6	7	10.5	230	185	305
GD-750	1(0.75)	2"(50)	1	Capacitor	11	0.16	9.6	7	12.6	230	185	327

PRODUCT FEATURES

- The model is equipped with a 50mm (2 inch) discharge that is available in vertical and horizontal. The exchangeable discharge prevents the layflat hose from folding because of the uneven ground.
- Two types of discharge connections are available: LOT threaded and LOH hose coupling. Thread type can be chosen between PF, PT, and NPT threads.
- The models are available in the automatic version, that has a floating switch (F) or a vertical type floating switch (FV), to automatically switch the pump on and off.



Application in shallow water – Horizontal orientation discharge and floating switch



Application in a pit and confined space – Vertical orientation discharge and vertical floating switch



Motor :

Motor of lightweight and slim design that facilitates the installation of the pump in narrow and confined spaces.

Wear Plate :

Wear Plate is specially made in a rubber that is durable and protects the mechanical seal bracket from wearing.

Impeller :

The impeller is made of an urethane rubber that provides extra wear-resistance on construction site dewatering, and is more durable than a cast iron impeller.

Casing :

Casing is made in a synthetic rubber that provides wearing resistance.

Casing Cover :

Casing Cover is made in a combination of rubber and steel plate.

Strainer :

Strainer is made in a stainless steel that is more resistant to rust than regular iron.



The GD Series of HCP Pump features a lightweight and slim design. The lightweight and small pump body makes this pump easy to carry to any corner of construction sites for dewatering. The slim design of the pump body also allows the pumps to be installed in drainage pipes or pits of construction sites, narrow wells, confined spaces, or shallow water. The Cooling Jacket design provides extra water cooling to the motor, when water flows through. The impeller and the hydraulic components are made of a special rubber that is durable and capable of handling construction site dewatering.



GDR

Pumping down to lowest water level 1mm (0.39")



GDR-400

GDR Portable Residual Pumps

FEATURES

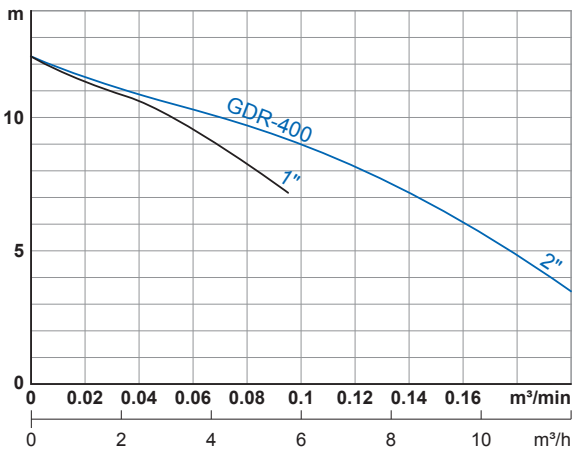
- A water cooling motor with rubber suction pads for residual removal as low as 1 mm (0.39"). Start up at water level of 5 mm.
- The best pump for removing water from flat surfaces because of its portability and light weight.
- Equipped with double seals (silicon carbide), epoxy resin cable, IP68, an auto-cut motor protector and rubberized hydraulic components that can withstand any tough applications.
- Standard discharge: Outlet Discharge 1" LOT 1-74
(Optional 2" LOT 2-74)



APPLICATIONS

- Basement / Pool / Pond water removal.
- Residential, Commercial residue dewatering.

PERFORMANCE CURVES

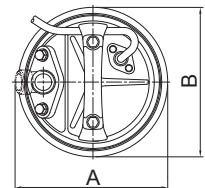


SPECIFICATIONS

Item	Description
Limits of Use	Liquid Temp. 0~40°C(32~104°F)
	Applications Construction sites Basins dewatering
Type	Frequency 50Hz
	Motor 2P(3000rpm) · Dry Motor
	Insulation Class B
	Protection IP68
	Protector Auto-cut
	Bearing Ball type
	M.seal Double M.seals
Material	Impeller Semi-open
	Upper Cover ADC12
	Motor Frame ADC12
	Shaft SUS410
	M.seal CA/CE & SiC/SiC
	Casing Synthetic Rubber
	Impeller Urethane Rubber + SPCC
Cable VCT or H07RN-F or SJOW	
Optional	Pumps can be customized to fit specifications

PRODUCT NOMENCLATURE

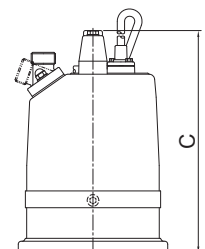
GDR - 400
Type Watt



PERFORMANCE SPECS.

Note: Weight Not Included Cable & Outlet Set.

Model	Output HP(kW)	Discharge Inch(mm)	Phase Ø	Start Method	Head m	Standard		Weight kg 1Ø	Dimensions mm		
						m³/min	m³/h		A	B	C
GDR-400	0.5(0.4)	1"(25)	1	Capacitor	9.5	0.06	3.6	11.8	209	205	304
		2"(50)	1	Capacitor	8	0.12	7.2	11.8	240	205	304






ACCESSORIES : H-LF TYPE NEW PVC LAYFLAT HOSE

- HCP, H-LF Type, 2"~4" discharge hose that is made from impregnated PVC and reinforced synthetic yarn. High tensile, woven reinforcement provides great durability and strength in all working conditions.
- Features a working pressure of 4 kg/cm², lightweight, easy to handle and flexible, long length with no limitation, convenient storage, oxidation resistant, and limited oil and chemical applications.
- Working temperature range: -10°C~65°C (14°F~149°F)




PRODUCT FEATURES




Epoxy Cable Base

An epoxy resin seal cable base prevents moisture from entering the motor through the core wires.




Mechanical Seals

Superior abrasion resistant mechanical seal manufactured with silicon carbide to ensure the best seal effect.



Auto-cut Protector

Automatic On/Off motor protector to prevent motor burn out due to high temperature and excess amperage draw.



High Efficiency Dry Motors

All stator coils need to be treated with insulating varnish procedure to achieve the best insulation, efficiency and durability.



Professionalism • Innovation • Service • Commitment

HCP PUMP MANUFACTURER CO., LTD.
www.hcppump.com.tw



Distributor:

DGDEN5-1703